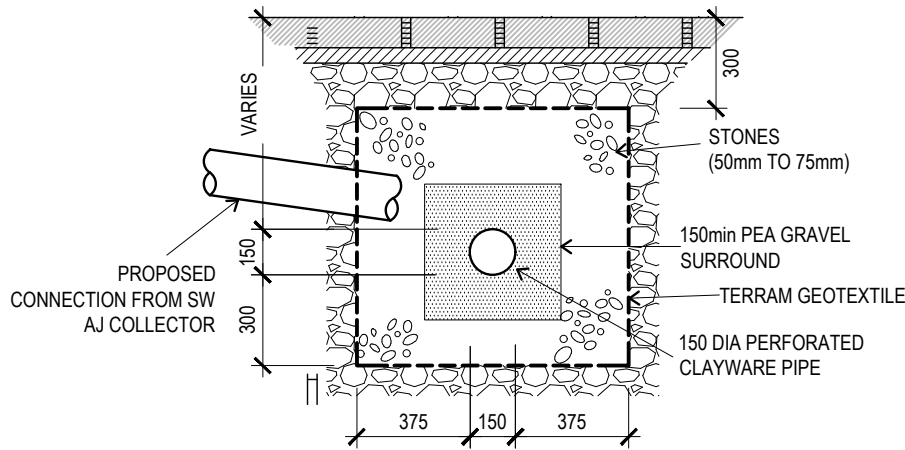
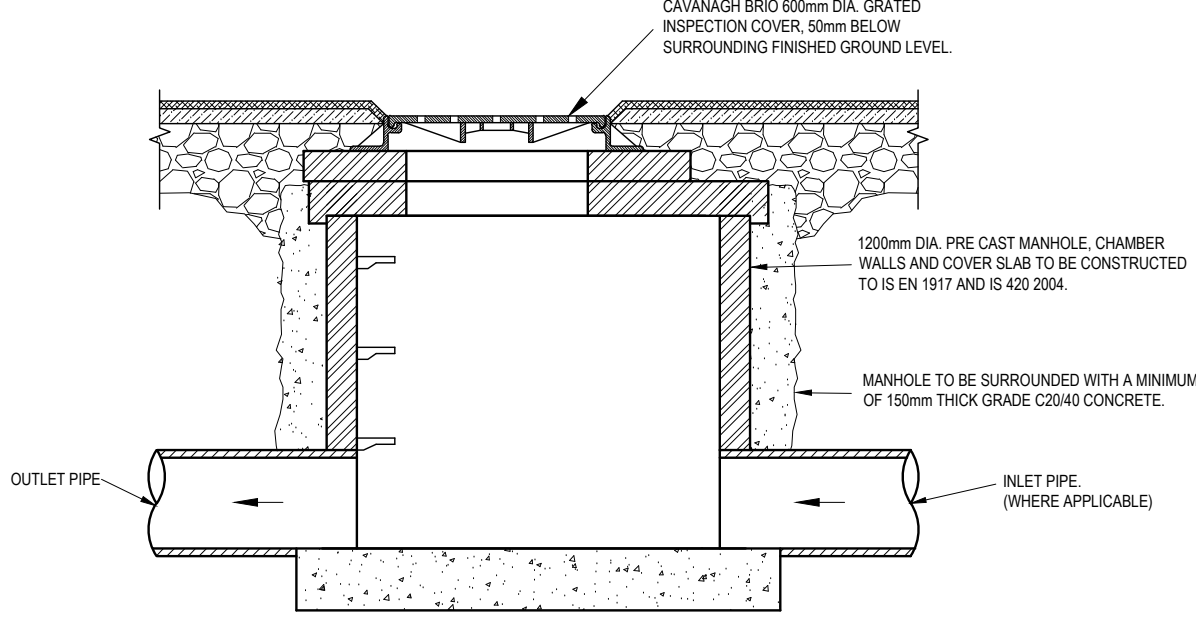


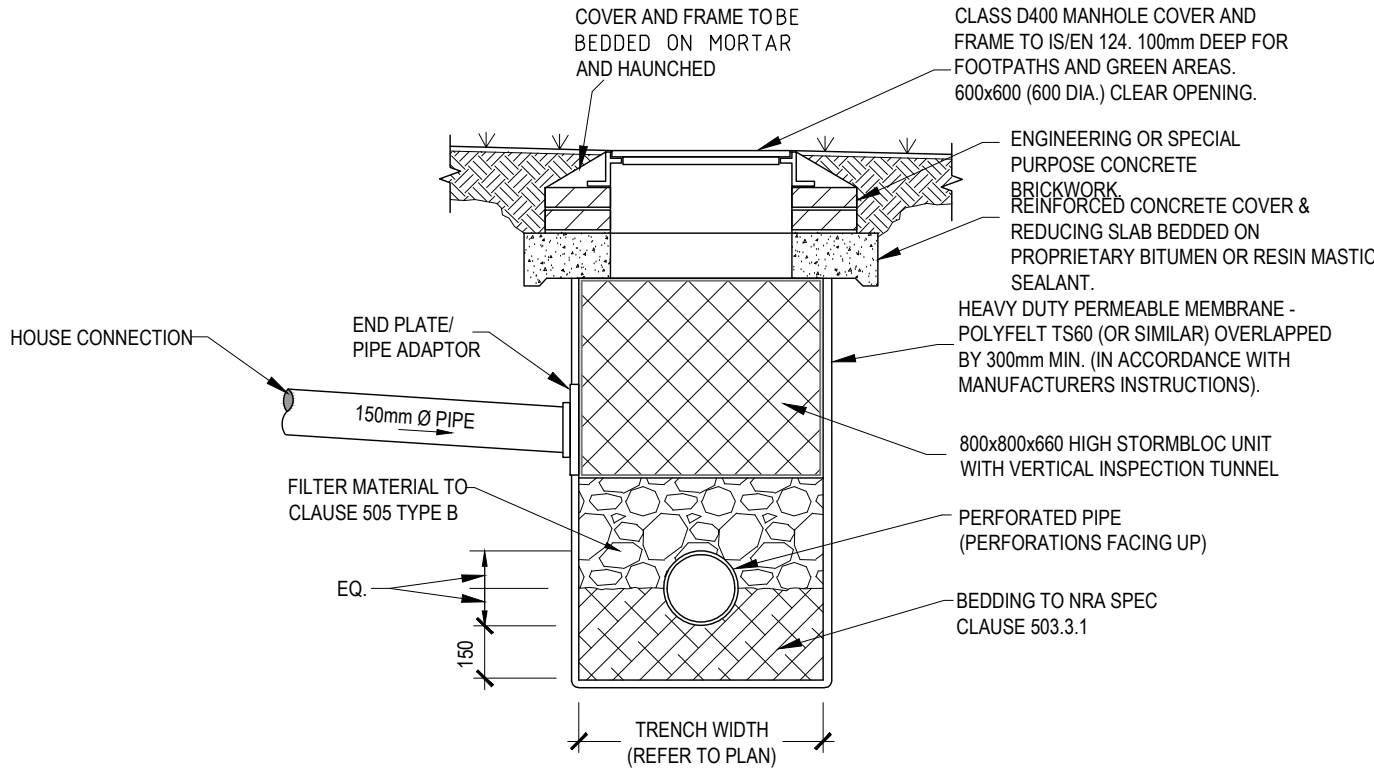
TYPICAL SERVICES PROTECTION DETAIL
SCALE 1:25



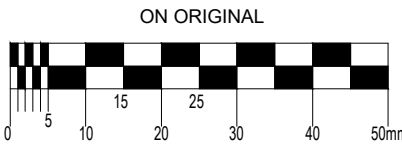
FILTER DRAIN AT EDGE OF PATH/SHARED SURFACE



GRADED MANHOLE INLET CHAMBER - CROSS-SECTION
SCALE: N.T.S.



INFILTRATION TRENCH / FILTER DRAIN (TO REAR OF HOUSES ALONG EASTERN BOUNDARY)
SCALE: NTS



© COPYRIGHT OF THIS DRAWING IS RESERVED BY DBFL CONSULTING ENGINEERS. NO PART SHALL BE REPRODUCED OR TRANSMITTED WITHOUT THEIR WRITTEN PERMISSION.

NO CHANGES OF WHATSOEVER NATURE ARE TO BE MADE TO ANY DETAILS SET OUT OR CONTAINED IN ANY DBFL SPECIFICATIONS OR DRAWINGS UNLESS THE EXPRESS CONSENT HAS BEEN OBTAINED IN ADVANCE, IN WRITING, FROM DBFL.

NOTES:

- WHERE ROCKS OR OTHER HARD TRENCH BOTTOM IS ENCOUNTERED, THE FIGURE DENOTED BY "IS" IS TO BE DOUBLED.
- TYPE 1 GRANULAR MATERIAL : BROKEN STONE OR GRAVEL TO PASS 10mm SIEVE AND BE RETAINED ON 5mm SIEVE.
- TYPE 2 GRANULAR MATERIAL : BROKEN STONE OR GRAVEL TO PASS 10mm - 25mm SIEVE, ACCORDING TO PIPE SIZE, (SEE TABLE) AND BE RETAINED ON 5mm SIEVE.
- CLAUSE 601 S.R.W. BACKFILL: UNIFORM READILY COMPACTED MATERIAL FREE FROM TREE ROOTS, VEGETABLE MATTER, BUILDING DEBRIS, AND FROZEN SOIL AND EXCLUDING CLAY LUMPS RETAINED ON A 75mm SIEVE AND STONES RETAINED ON A 37.5mm SIEVE.
- RIGID PIPES SHALL MEAN CAST OR SPUN IRON, CONCRETE OR CLAY.
- GULLY GRATINGS AND FRAMES SHALL COMPLY WITH THE REQUIREMENTS OF I.S./E.N/124 1994. GULLIES SHALL BE CLASS D400.
- GULLY WALLS SHALL BE CONSTRUCTED IN CLASS 30N/mm² PRECAST OR INSITU CONCRETE OR ALTERNATIVELY IN SOLID CONCRETE BLOCKS DESIGNATED S10, STRENGTH 10N/mm²
- ALL PIPES TO BE REDDED IN ACCORDANCE WITH MANUFACTURERS RECOMMENDATIONS
- SURFACE WATER SEWERS TO BE CLASS H CONCRETE TO IS EN1916 AND IS 6 2004.

rev	date	description	by	chkd.
A		Approved		
B		Approved with comments		
C		Do not use		

suitability	issue purpose
SO - WORK IN PROGRESS	PLANNING

DBFL Consulting Engineers
Civil, Structural & Transportation Engineering
www.dbfl.ie

DUBLIN OFFICE: Ommond House, Upper Ommond Quay, Dublin 7. D07 W741
PHONE +353 1 450 4000
CORK OFFICE: 14 South Mall, Cork. T12 CT91
PHONE +353 21 204538
WATERFORD OFFICE: Suite 8b The Arkum, Maritime Gate, Canada Street, Waterford. X91 W028
PHONE +353 51 908 500

project ref.
ROSEMOUNT HOUSE

drawing title
**TYPICAL DRAINAGE CONSTRUCTION
DETAILS SHEET 3**

client
WALLS CONSTRUCTION LTD

designed by	author	scale	sheet size
BK	JVS	AS SHOWN	A1
drawing no.	revision		
210100-DBFL-CS-SP-DR-C-5003	P0		